



Dry Ridge Fire Department

31 Broadway Dry Ridge, Ky 41035
Rodney D. Smith, Chief

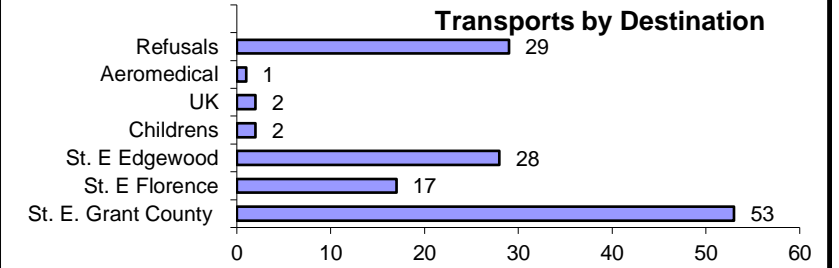
859-824-9158 ~ 859-824-9160 (fax)
WWW.DRFD.ORG

Monthly Fire Department Run Summary

Mar-15

Monthly At-A-Glance Summary

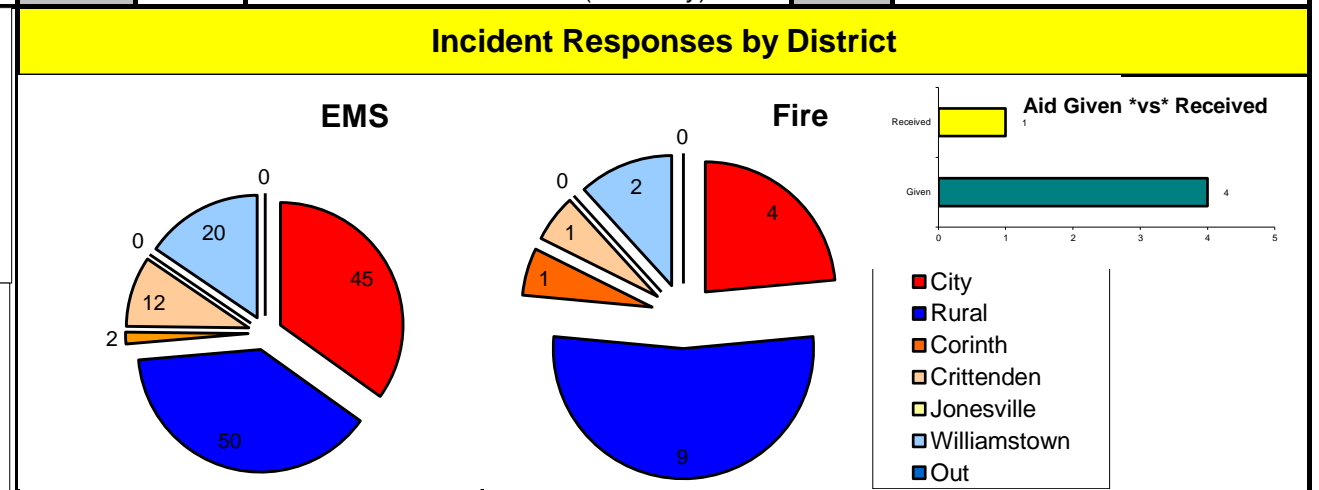
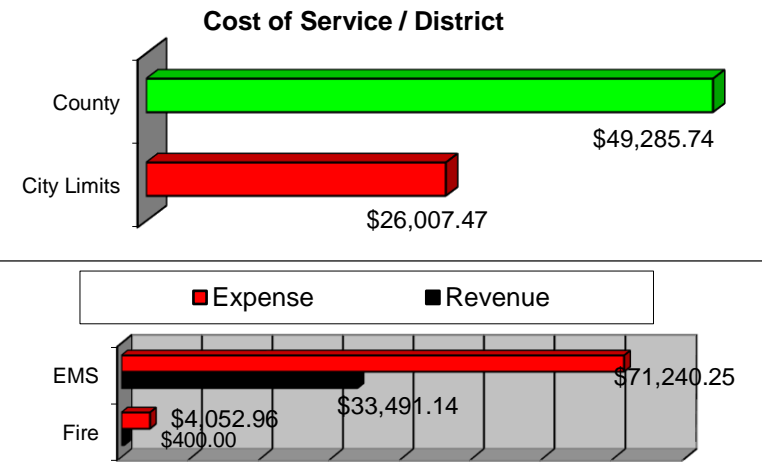
	City	Rural	M/A	Totals
FIRE	4	9	4	17
EMS	45	50	34	129
Total	49	59	38	146



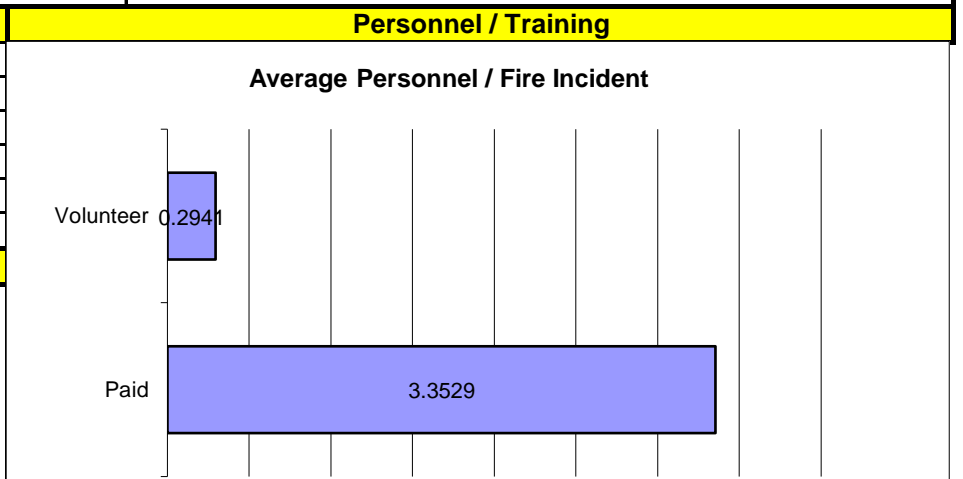
Incident Response Analysis

	Dry Ridge				Mutual Aid Responses															Totals					
	City	Cost	Rural	Cost	Corinth			Crittenden			Jonesville			Williamstown			Out of County								
					Given	Cost	Received	Given	Cost	Received	Given	Cost	Received	Given	Cost	Received	Given	Cost	Received						
Structure Fire																	1	\$513.85						1	
Vehicle Fire	2	\$647.92																							2
Grass Fire																									
Other Fires																									
Hazardous Conditions	1	\$296.56	1	\$481.40				1	\$125.95								1	\$411.92							4
False Calls																									
Other Calls			7	\$671.32	1	\$311.22																			8
Injury Accidents	1	\$211.74	1	\$381.08							1														2
EMS Calls	45	\$24,851.25	50	\$27,612.50	2	\$1,104.50		12	\$6,627.00							20	\$11,045.00								129
Totals	49	\$26,007.47	59	\$29,146.30	3	\$1,415.72		13	\$6,752.95		1					22	\$11,970.77								146
Rural Metro Mutual Aid Received		1	Other EMS Aid		Mutual Aid Given (Fire Only)						4	Mutual Aid Received (Fire Only)						1							

Revenue		
Fire Billing		
Current		Calendar YTD
\$400.00		\$1,596.00
EMS Billing		
Current		Calendar YTD
\$33,491.14		\$100,928.19
Other Revenue (see notes)		
Expense		
	City	County
Fire Incidents	\$1,156.22	\$2,896.74
EMS Incidents	\$24,851.25	\$46,389.00
Other Expense (see notes)		
Total:	\$26,007.47	\$49,285.74



Unit Activity and Mileage										
	E-31	E-32	E-33	Br Tk 3	Batt-3	T-31	EC1	EC2	EC3	Totals
Responses	10	1		2	81	2	113	19	3	231
Mileage	101.1	2		22.2	676.6	26	3858.6	381		5155.5
Time in Service	8.3	0.34		0.55	28.99	0.96	117.22	12.67	3.8	172.83
En-Route	07:34	04:04		03:54	02:18	09:10	01:50	01:44	02:55	04:11
On-Scene	13:47	10:10		12:16	08:06	21:09	09:12	08:04	12:44	11:56
Total Man-Hours Training				Hours						
Estimated Water Usage				550	Gallons					
Missed Runs	Current		1	YTD Calls						



Total Number of Calls as of: March 31st **404**

Notes