



Dry Ridge Fire Department

31 Broadway Dry Ridge, Ky 41035
Rodney Smith, Chief

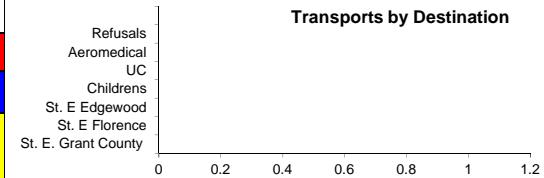
859-824-9158 ~ 859-824-9160 (fax)
WWW.DRFD.ORG

Monthly Fire Department Run Summary

Oct-15

Monthly At-A-Glance Summary

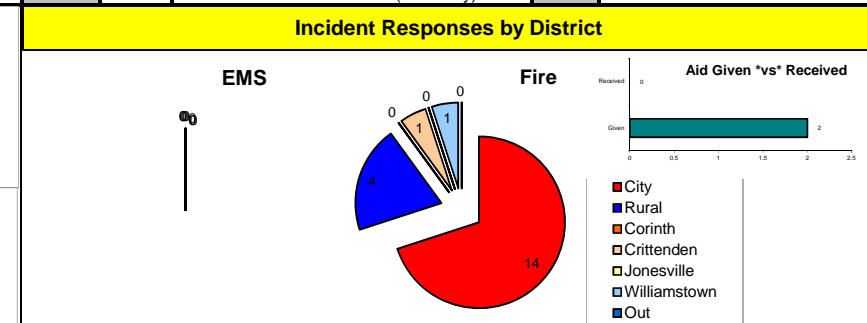
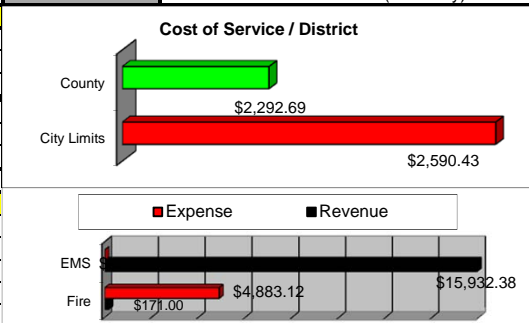
	City	Rural	M/A	Totals
FIRE	14	4	2	20
EMS				182
Total	14	4	2	202



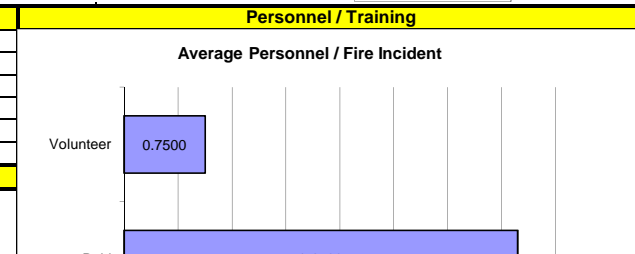
Incident Response Analysis

	Dry Ridge				Mutual Aid Responses															Totals	
	City	Cost	Rural	Cost	Corinth			Crittenden			Jonesville			Williamstown			Out of County				
					Given	Cost	Received	Given	Cost	Received	Given	Cost	Received	Given	Cost	Received	Given	Cost	Received		
Structure Fire			2	\$1,218.44																	2
Vehicle Fire																					
Grass Fire								1	\$248.94												1
Other Fires																					
Hazardous Conditions																					
False Calls	7	\$1,354.31																			7
Other Calls	5	\$863.63	1	\$165.88										1	\$1.42						7
Injury Accidents	2	\$372.49	1	\$658.01																	3
EMS Calls																					
Totals	14	\$2,590.43	4	\$2,042.33				1	\$248.94					1	\$1.42						20

Revenue	
Fire Billing	
Current	Calendar YTD
\$171.00	\$7,865.36
EMS Billing	
Current	Calendar YTD
\$15,932.38	\$15,932.38
Other Revenue (see notes)	
Expense	
Fire Incidents	\$2,590.43
EMS Incidents	\$2,292.69
Other Expense (see notes)	
Total:	\$ 2,590.43



Unit Activity and Mileage										
	E-31	E-32	E-33	Br Tk 3	Batt-3	EC1	EC2	EC3	EC4	Totals
Responses	1	17	1	1	6	11	4	30	137	208
Mileage	4	94.25	6	14	52.6					170.85
Time in Service	0.29	9.3	0.22	0.34	4.08					14.23
En-Route	01:55	03:40	04:49	05:50	02:37					03:46
On-Scene	04:21	09:42	04:49	05:50	07:55					06:31
Total Man-Hours Training				Hours						
Estimated Water Usage				250	Gallons					
Missed Runs	Current			4	YTD Calls					



Total Number of Calls as of: October 31st **1168**

Notes